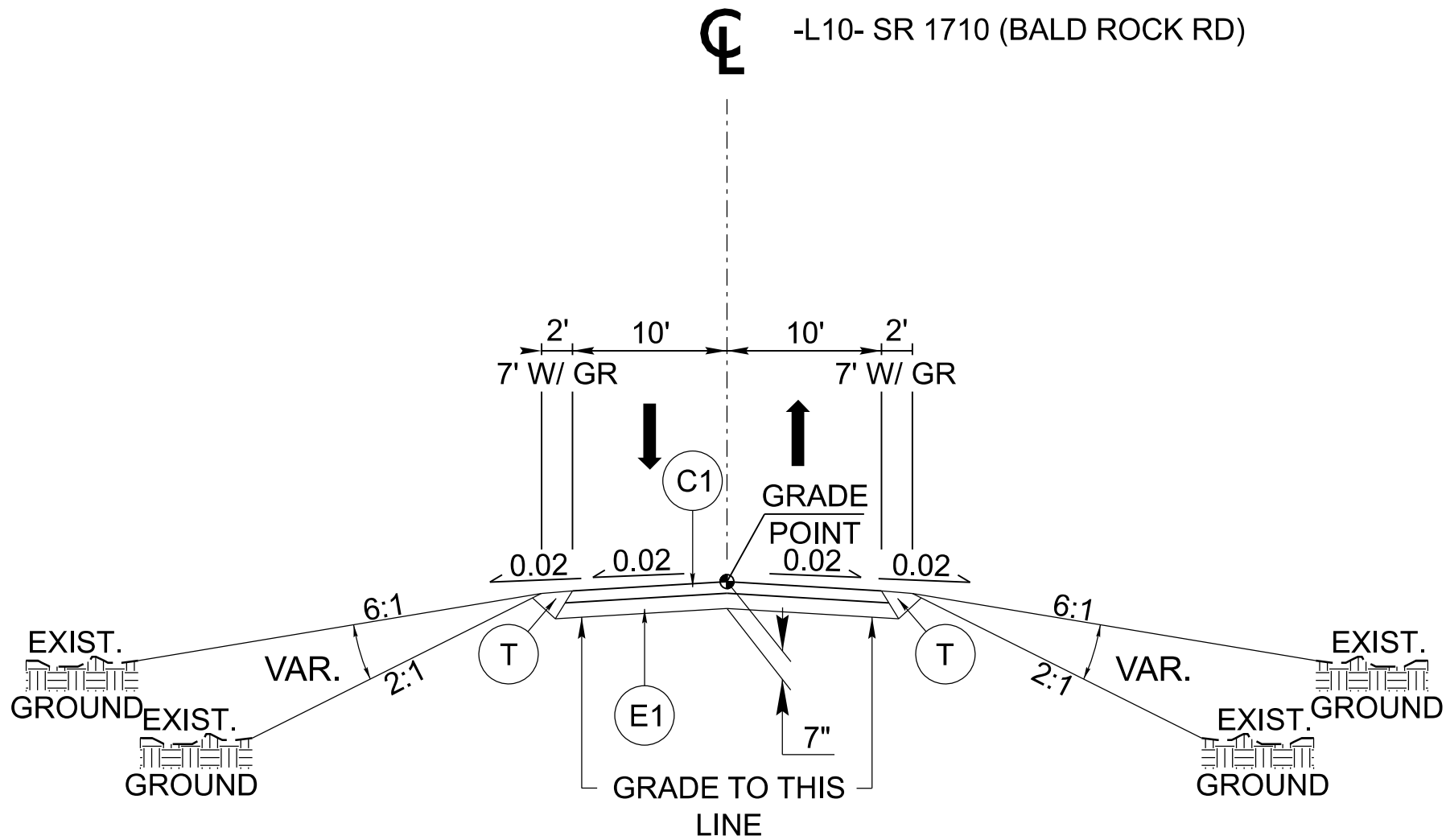


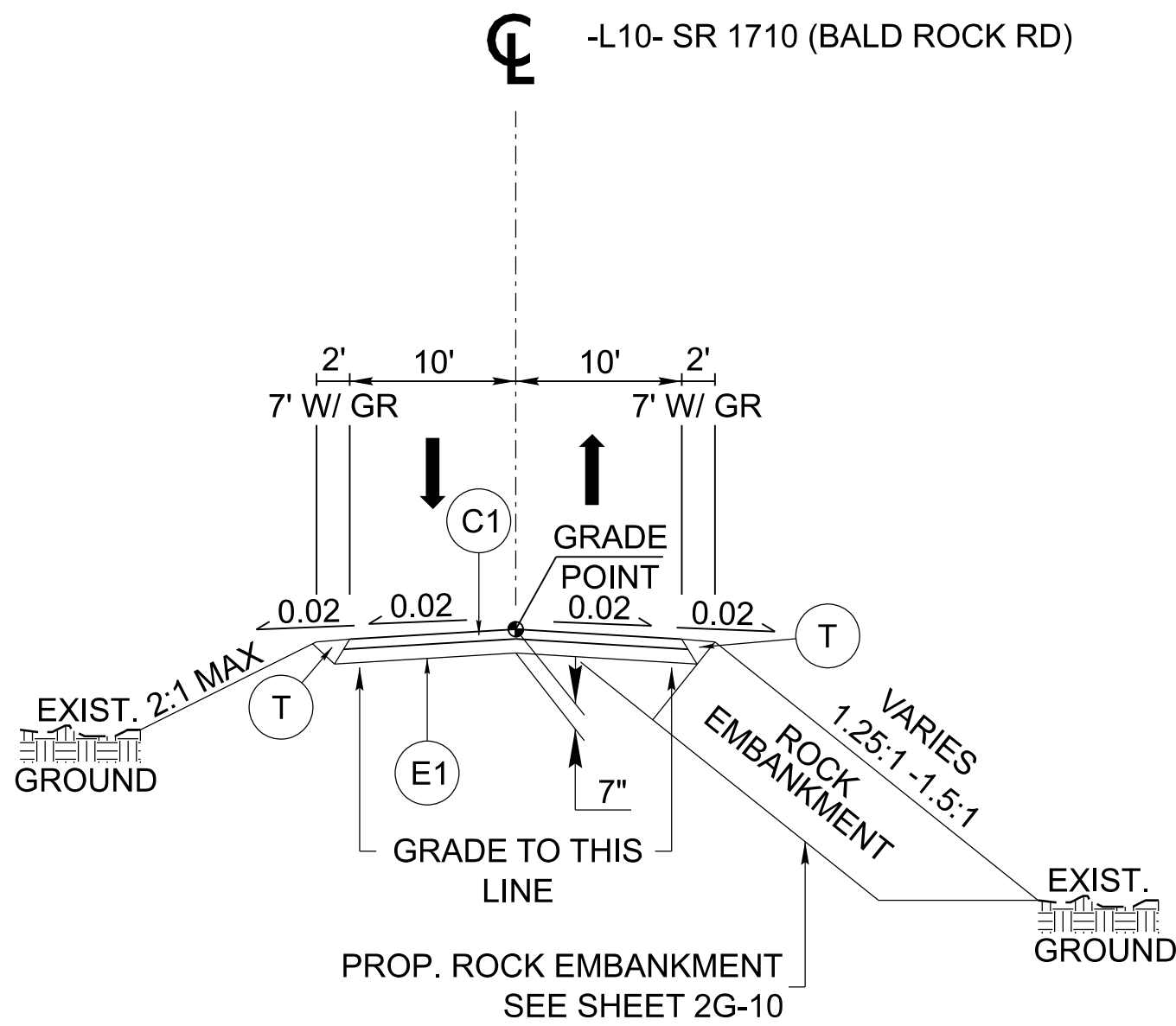
11/14/23

PAVEMENT SCHEDULE (FINAL)	
C1	PROP. APPROX. 3.0" ASPHALT CONCRETE SURFACE COURSE, TYPE S9.5B, AT AN AVERAGE RATE OF 165.0 LBS. PER SQ. YD. IN EACH OF TWO LAYERS.
E1	PROP. APPROX. 4.0" ASPHALT CONCRETE BASE COURSE, TYPE B25.0C, AT AN AVERAGE RATE OF 456 LBS PER SQ. YD.
T	EARTH MATERIAL

NOTE: PAVEMENT EDGE SLOPES AND TRENCH SLOPES ARE 1:1 UNLESS SHOWN OTHERWISE



TYPICAL SECTION NO. 1
-L10- STA. 11+10.00 TO STA. 11+20.00
-L10- STA. 12+10.00 TO STA. 12+40.00

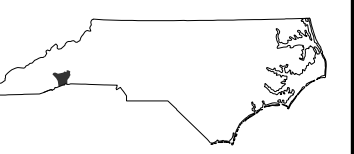


TYPICAL SECTION NO. 2
-L10- STA. 11+20.00 TO STA. 12+10.00

DF18314.
2045067

FINAL 2A-10

NORTH CAROLINA
DEPARTMENT OF TRANSPORTATION
HENDERSON COUNTY



HIGHWAY DIVISION 14

ROADWAY DESIGN
ENGINEER

7/29/2025




Signed by:
Mark T. Honeycutt

DOCUMENT NOT CONSIDERED FINAL
UNLESS ALL SIGNATURES COMPLETED

PAVEMENT DESIGN
ENGINEER

7/29/2025



Signed by:
Joseph T. Holland

PREPARED BY

KCA
KISINGER CAMPO
& ASSOCIATES
NC FIRM LICENSE No: C-1506
301 Fayetteville St.,
Suite 1500
Raleigh, NC 27601
(919)882-7839

REVISIONS